



# THE UNIVERSITY OF WINNIPEG

## Video on Demand – VOD

You have registered for a VOD course, the University of Winnipeg Video on Demand system. Lectures for your course are recorded on the date/time listed in WebAdvisor and then the course video is posted to your Nexus course site approximately 1 hour later, where you can view it online 24/7.

### Nexus

All materials for your VOD course including the course videos, assignments, announcements, syllabus, etc. will be posted in Nexus, the University of Winnipeg’s online course management system.

Go to <http://nexus.uwinnipeg.ca> to log on and view your course material. Log on using your UW assigned WebAdvisor username and password. Once you have logged on, you will see your VOD course listed under “My Courses” - click on the course name to enter the course site.



### Viewing Videos – Desktop View

Once you have logged on to your course site in Nexus:

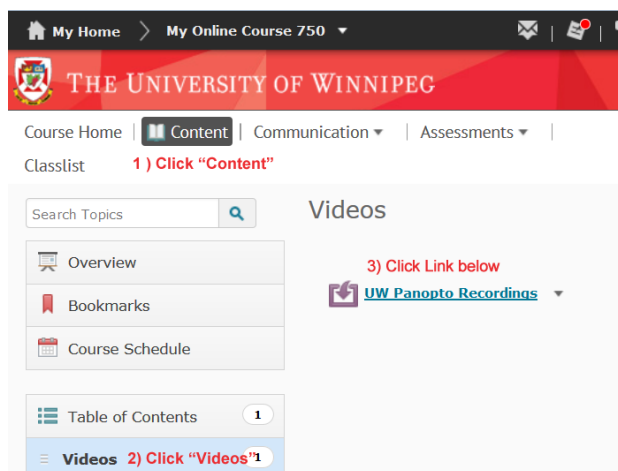


Figure 1

- 1) Click on “Content” (Figure 1).
- 2) Under the “Table of Contents” click on the Module called “Videos” (Figure 1).
- 3) Click the link “UW Panopto Recordings” (Figure 1). Clicking on this link will display the VOD course videos (Figure 2).

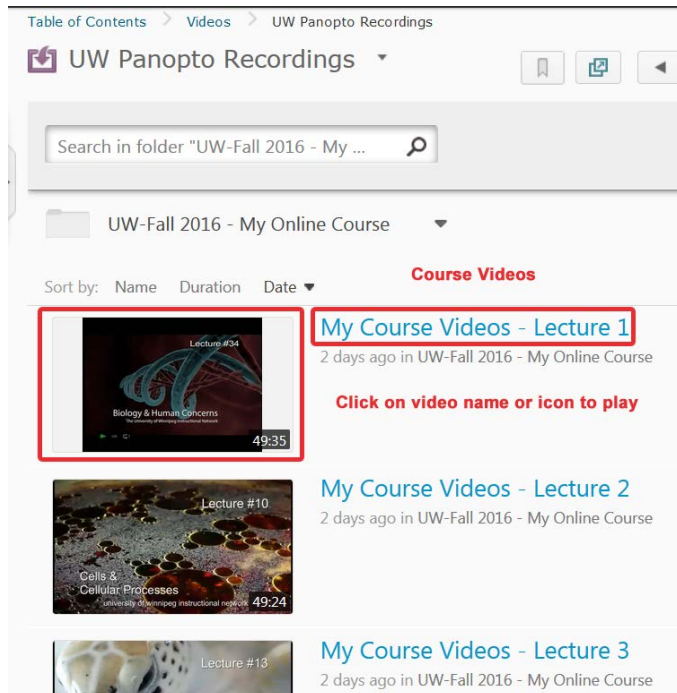


Figure 2

4) Clicking on the Video title OR the Video icon will open up a new browser tab/window and the video will be displayed for playback.

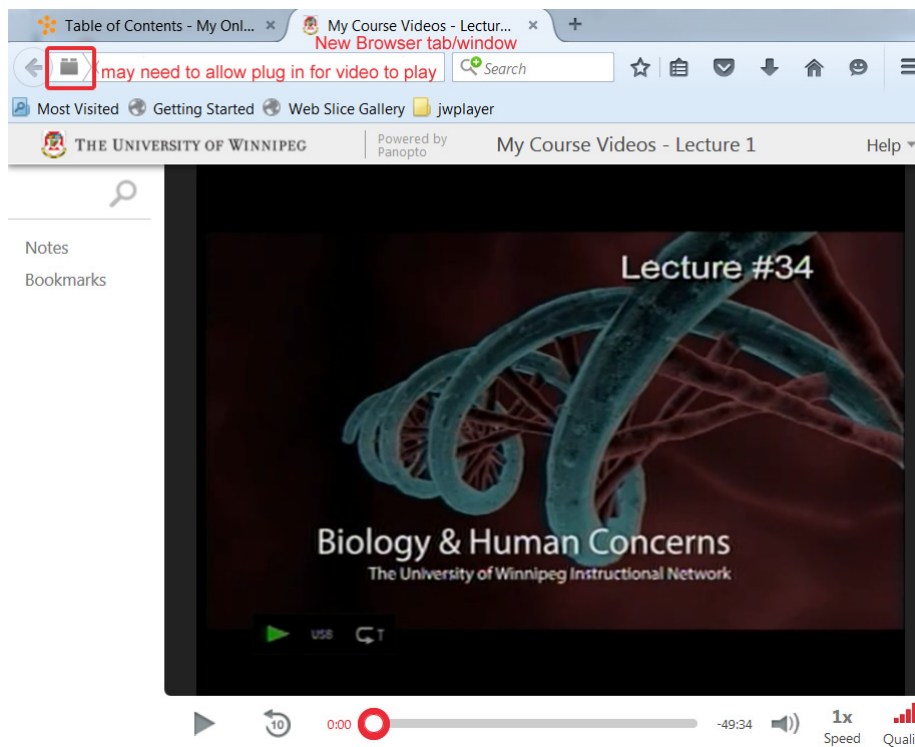


Figure 3

Depending on the browser and the browser security settings, you may need to download and/or “allow” \*Flash plug in (see Figure 3).

**\*Flash plugin Help:**

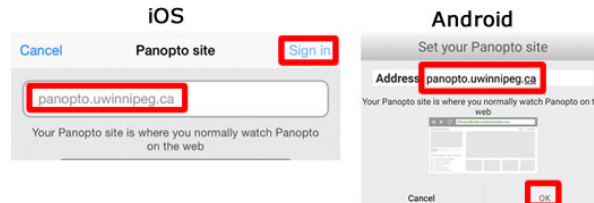
<https://helpx.adobe.com/flash-player.html>

## Viewing Videos – Mobile View

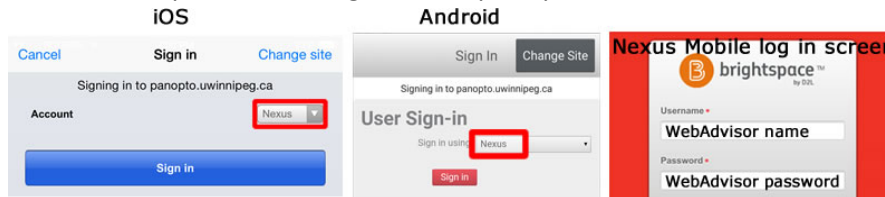
Nexus course videos can be viewed using the Panopto mobile app. Download the app:

- Google Play App Store – supports Android 4 and above
- App Store – supports iOS devices

1) Launch the app – set the site URL to: panopto.uwinnipeg.ca

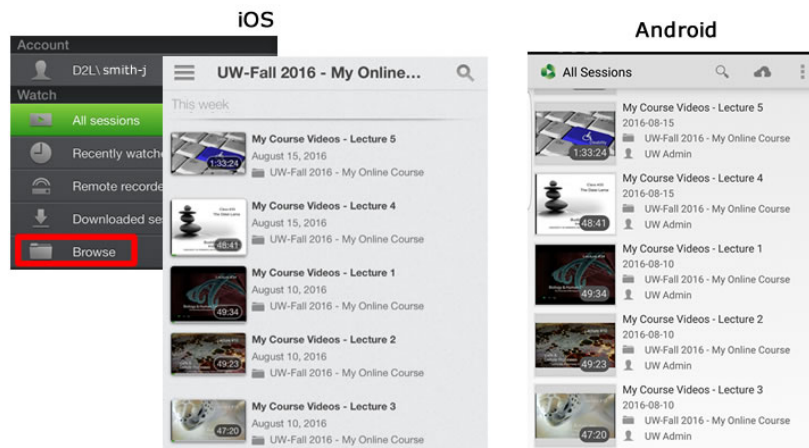


2) Sign in using **Nexus** authentication – you will be re-directed to the Nexus mobile log in screen. Use your WebAdvisor username/password to log on when prompted.



3) Android app – Sessions (videos) will be listed, sorted by date with the most recent first. Click the thumbnail to play the video.

iOS app – view All Sessions(videos) or Browse videos by Folders (Folder name = Nexus Course name). Click the thumbnail to view the video.



## Video (Panopto) Viewing Requirements

<https://support.panopto.com/articles/Documentation/viewing-requirements-2>

## Nexus Browser Check

To ensure proper optimal performance, please ensure your internet browser is supported and up to date. Do a browser check to make sure.

System Check: <https://nexus.uwinnipeg.ca/d2l/systemCheck>

## Problems Logging On to Nexus:

If you cannot log in, please contact the Help Desk:

Phone: 204-786-9149

Email: [servicedesk@uwinnipeg.ca](mailto:servicedesk@uwinnipeg.ca)

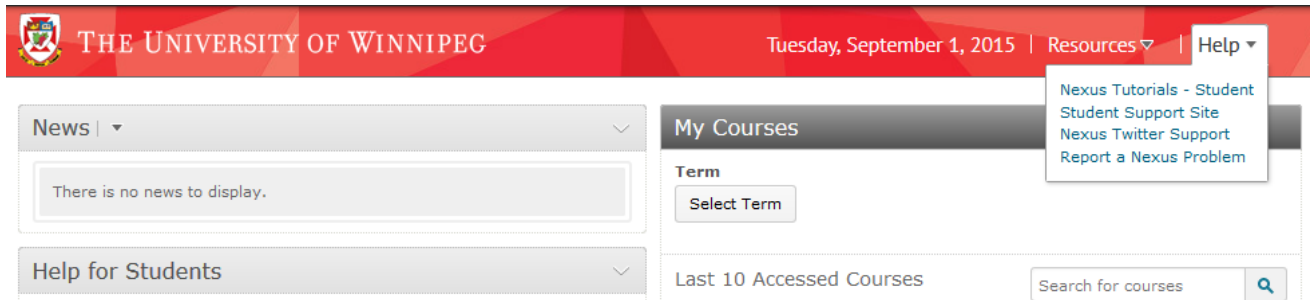
Registered late? It will take 24 hours to get access to your course site.

## Course Content Issues/Questions

Any questions regarding course content, please contact your course Instructor directly.

## Help with Nexus

New to Nexus? Not sure what to do? Once you have logged on to Nexus, click on the arrow beside "Help" to access tutorials and assistance with using Nexus. See Image below:



The screenshot shows the top navigation bar of the University of Winnipeg Nexus system. The header includes the university logo and name, the date "Tuesday, September 1, 2015", and links for "Resources" and "Help". The "Help" dropdown menu is open, displaying options: "Nexus Tutorials - Student", "Student Support Site", "Nexus Twitter Support", and "Report a Nexus Problem". Below the header, there is a "News" section with a dropdown arrow and a message "There is no news to display.". To the right, the "My Courses" section features a "Term" dropdown with a "Select Term" button. Below that, there is a "Last 10 Accessed Courses" section with a search box labeled "Search for courses" and a magnifying glass icon.

## Helpful UW Links

The University of Winnipeg Homepage: <http://www.uwinnipeg.ca/index.html>

Students: <http://www.uwinnipeg.ca/student/index.html>

Academic Dates: <http://www.uwinnipeg.ca/academics/calendar/docs/dates.pdf>

Student Support Site: <http://uwinnipeg.ca/student-learning-technologies/index.html>